



HFS+ Powered by BKD


Advanced Online Solution for Cost Report Preparation

Becky Dolin – HFS
Richard Thiphavong – HFS

Chris Clark – BKD
Keeley Roach – BKD

December 9, 2021

HFS-Plus.com (coming soon)








1



AGENDA

Enjoy increased workpaper efficiency and a more effective review process with the industry's most robust online cost report workpaper solution from HFS+

-  Collaboration
-  Goals
-  Status
-  Workpaper Features
-  Feedback



2



COLLABORATION


Built by health care finance professionals for health care finance professionals, HFS+ will be the industry's most intuitive - and simple-to-use - online cost report preparation tool.



Health Financial Systems (HFS) is the leader in Medicare Cost Reporting with a trusted software solution for the MAC and provider communities. Over the last 35 years the company's software has become the industry standard for hospital cost reports and estimates that 90% of all other provider type MCR's are filed using HFS software.



BKD CPAs and Advisors' National Health Care Group is one of the largest providers of cost report preparation services in the country. Each year, BKD prepares approximately 2,100 cost reports for health systems, large urban medical centers, sole community hospitals, rural hospitals, skilled nursing facilities, home care agencies and many other health care subindustries.



3



Status



DEVELOPMENT + TESTING STATUS

- UI Interface
- Workpapers
- Prior Year Import
- Cost Centers
- GL
- PS&R
- MCR Sync
- Printing



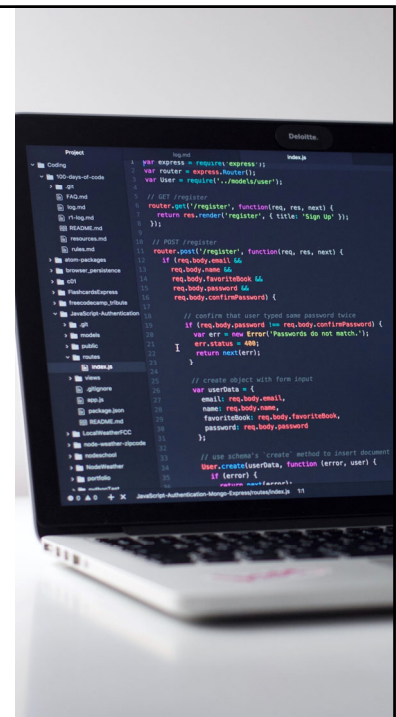
DESIGN

- Review
- Finalize
- Dashboard
- Wage + Payroll Data



PLANNED LAUNCH

- BKD will begin using HFS+ in spring 2022
- Initial launch planned for mid 2022



4



GOALS



STREAMLINE PREPARATION

HFS+ is consistent with the Medicare cost report and allows you to import and edit data from external sources, as well as create concise workpapers that support your cost report.




INCREASE REVIEW EFFICIENCIES

HFS+ makes your cost report review process more efficient with two unique dashboards. The Review Dashboard provides an overview of workpaper completion status, summarizes the cost report settlement and highlights material changes in cost-to-charge ratios and other important metrics for a more focused review. The Management Dashboard summarizes the cost report settlement and highlights key trends driving operational results and impacting government reimbursement.



IMPROVE FILE SHARING

HFS+ allows you to easily share cost report workpapers among preparers and reviewers and efficiently export to HFS



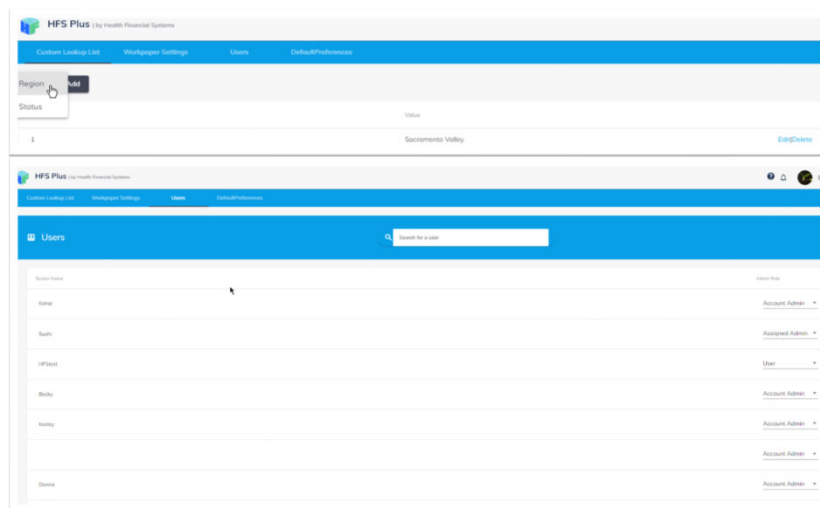
5



WORKPAPER FEATURES



ORGANIZE & CONTROL USER ACCESS



6



WORKPAPER FEATURES



USER DASHBOARD

HFS Plus (10 Health Financial Systems)

User Dashboard

Tools

Search Any Field

| Provider Name | Location | Type | FTE | FTE | Region | Status | Program | Reimbursement | Last Date Modified | Program Status | Reimbursement |
|--|----------|---------|------------|------------|-------------------|----------------|----------|---------------|---------------------|----------------|---------------|
| <input type="checkbox"/> 080013 - THE MEDICAL CENTER | | 2702-10 | 04/01/2019 | 03/31/2020 | Secramento Valley | As Submitted | B-Data | | 11/20/2020 01:27 PM | 100% | Testing |
| <input type="checkbox"/> 140007 - SAINT FRANCIS MEDICAL CENTER | | 2702-10 | 10/01/2019 | 09/30/2020 | Secramento Valley | As Submitted | B-Data | | 11/09/2020 07:05 AM | 100% | Testing |
| <input type="checkbox"/> 123456 - HARTMAN/2020-2 | | 2702-10 | 12/31/2019 | 12/30/2020 | | Open | K-Health | | 07/07/2021 07:05 AM | 100% | Testing |
| <input type="checkbox"/> 123456 - HARTMAN/2020-2 | | 2702-10 | 06/30/2020 | 06/29/2021 | | Open | K-Health | | 07/12/2021 09:47 AM | 100% | |
| <input type="checkbox"/> 080109 - EMF Year July 2021 | | 2702-10 | 06/30/2020 | 06/29/2021 | Secramento Valley | Open | K-Health | | 07/06/2021 09:32 AM | 100% | Testing |
| <input type="checkbox"/> 140009 - ANDERSON HOSPITAL | | 2702-10 | 12/31/2019 | 12/30/2020 | | Open | K-Health | | 10/17/2020 02:28 PM | 100% | |
| <input type="checkbox"/> 080108 - SAINT LUKE'S HOSPITAL OF KANSAS CITY | | 2702-10 | 12/31/2020 | 12/30/2021 | Secramento Valley | Open | S-Summer | | 05/08/2021 06:52 AM | 100% | |
| <input type="checkbox"/> 080107 - PERSHING MEMORIAL HOSPITAL | | 2702-10 | 06/30/2019 | 06/29/2020 | Secramento Valley | As Submitted 2 | K-Health | | 05/06/2021 02:27 PM | 100% | |
| <input type="checkbox"/> 080106 - DICKERSON SAN FRANCISCO GENERAL | | 2702-10 | 07/01/2020 | 06/30/2021 | Secramento Valley | Open | C-Data | | 04/09/2021 10:28 AM | 100% | |
| <input type="checkbox"/> 400105 - BLUE MOUNTAIN HOSPITAL | | 2702-10 | 06/30/2019 | 06/29/2020 | Secramento Valley | Open | K-Health | | 04/30/2021 03:04 AM | 100% | |
| <input type="checkbox"/> 400105 - MILFORD VALLEY MEMORIAL HOSPITAL | | 2702-10 | 03/01/2020 | 12/31/2020 | Secramento Valley | Open | S-Data | | 09/12/2020 01:20 PM | 100% | |

7



WORKPAPER FEATURES



SMART START FROM PRIOR YEAR DATA

Add Workpaper Set - From Prior Year

- ☒ Facility Information
- ☒ Cost Center Structure
 - ☒ Statistical Allocation Methodology ☒ Actual Statistics
- ☒ Reimbursement Questionnaire
- ☒ Hospital Statistical Data (number of beds)
- ☒ Reclassification
- ☒ Capital Cost Centers Beg Balance (A-7)
- ☒ Adjustments
- ☒ Related Organization Interrelationships (A-8-1) (if there was an A-8-1 in PY)
- ☒ Statistics (B-1)
 - ☒ Square Feet
- ☒ E, Part A (B-1)
 - ☒ FTE Count (E, Part A, Line 13)
 - ☒ PY Resident to Bed Ratio (E, Part A Line 20)
 - ☒ SSI Percentage (E, Part A line 30)
- ☒ L, Part II Carryover of accumulated capital minimum payment level over capital payment (from prior year Worksheet L, Part III, Line 14 to current year line L, Part III, line 11)

8



WORKPAPER FEATURES



WORKPAPER TREE

| Name | Locked By | Prepared By | Status | Reviewed By |
|---|--------------|-------------|--------|-------------|
| 1. Prior Year | | | | |
| 2. Part 1: Hospital Identification | Berley Dolen | | | |
| 3. Part 1: Hospital Reimbursement Questionnaire | Berley Dolen | | | |
| 4. Part 1: Hospital Statistical Data | Berley Dolen | | | |
| 5. Part 1: Hospital Wage Index | Berley Dolen | | | |
| 6. Home Health Agency (L) HHA Statistical Data | Berley Dolen | | | |
| 7. HHC Statistical Data | Berley Dolen | | | |
| 8. Hospital's Hospital Identification | Berley Dolen | | | |
| 9. Uncompensated Care Data | Berley Dolen | | | |
| 10. Balance of Expenses | | | | |
| 11. Total Balance of Expenses | Berley Dolen | | | |
| 12. Reallocations | Berley Dolen | | | |
| 13. Part 1: Analysis of Capital | Berley Dolen | | | |
| 14. Adjustments to Expenses | Berley Dolen | | | |
| 15. A. Medical Organizations | Berley Dolen | | | |
| 16. B. Physician Adjustments | Berley Dolen | | | |
| 17. C. Physical Therapy, Reasonable Cost | Berley Dolen | | | |
| 18. Workpaper | Berley Dolen | | | |
| 19. Cost Allocation - Statistical Basis | Berley Dolen | | | |
| 20. Cost Stepdown Adjustments | Berley Dolen | | | |
| 21. 1. Title XVII Hospital, Ratio of Costs to Charges | Berley Dolen | | | |

- Year over year filing system and documentation maintenance
- Standardized names and workpaper references
 - More workpapers being added
- Hospital specific workpapers (.xlsx, .csv, .doc and .pdf)
- Current download / upload
- Online viewing and editing capability being developed
- Track preparer and reviewer progress

9



WORKPAPER FEATURES



USER-FRIENDLY WORKPAPER VIEWS & FUNCTIONALITY

| Line # | Cost Center Description | Total Balance Columns A, Columns 1 | Adjustment to TS Columns 1 | Adjustment to TS Columns 2 | Subtotal A Column 1 | Total Balance Other A Column 2 | Adjustment to TS Other A Column 2 | Adjustment to TS Columns 3 | Subtotal A Column 2 | Total A Column 2 and 1 + col 2 | Balance |
|--------|--------------------------------------|------------------------------------|----------------------------|----------------------------|---------------------|--------------------------------|-----------------------------------|----------------------------|---------------------|--------------------------------|---------|
| 1.00 | CAP REL COSTS-BLDG & FRT | 0 | 0 | 0 | 0 | 0 | 0 | 0 | 0 | 0 | 0 |
| 2.00 | CAP REL COSTS-MBIL EQUIP | 0 | 0 | 0 | 0 | 0 | 0 | 0 | 0 | 0 | 0 |
| 3.00 | EMPLOYEE BENEFIT DEPARTMENT | 0 | 0 | 0 | 0 | 0 | 0 | 0 | 0 | 0 | 0 |
| 4.00 | EMPLOYEE BENEFIT DEPARTMENT | 0 | 0 | 0 | 0 | 0 | 0 | 0 | 0 | 0 | 0 |
| 5.00 | EMPLOYEE BENEFIT DEPARTMENT | 0 | 0 | 0 | 0 | 0 | 0 | 0 | 0 | 0 | 0 |
| 6.00 | DATA PROCESSING | 0 | 0 | 0 | 0 | 0 | 0 | 0 | 0 | 0 | 0 |
| 7.00 | PURCHASING RECEIVING AND STORES | 0 | 0 | 0 | 0 | 0 | 0 | 0 | 0 | 0 | 0 |
| 8.00 | ACCOUNTING | 0 | 0 | 0 | 0 | 0 | 0 | 0 | 0 | 0 | 0 |
| 9.00 | ACCOUNTING ACCOUNTS RECEIVABLE | 0 | 0 | 0 | 0 | 0 | 0 | 0 | 0 | 0 | 0 |
| 10.00 | OTHER ADMINISTRATIVE & GENERAL | 0 | 0 | 0 | 0 | 0 | 0 | 0 | 0 | 0 | 0 |
| 11.00 | OPERATION OF PLANT | 0 | 0 | 0 | 0 | 0 | 0 | 0 | 0 | 0 | 0 |
| 12.00 | LABORATORY & LABOR SERVICE | 0 | 0 | 0 | 0 | 0 | 0 | 0 | 0 | 0 | 0 |
| 13.00 | HOUSEKEEPING | 0 | 0 | 0 | 0 | 0 | 0 | 0 | 0 | 0 | 0 |
| 14.00 | DINING | 0 | 0 | 0 | 0 | 0 | 0 | 0 | 0 | 0 | 0 |
| 15.00 | CATERING | 0 | 0 | 0 | 0 | 0 | 0 | 0 | 0 | 0 | 0 |
| 16.00 | MAINTENANCE | 0 | 0 | 0 | 0 | 0 | 0 | 0 | 0 | 0 | 0 |
| 17.00 | CENTRAL SERVICES & SUPPLY | 0 | 0 | 0 | 0 | 0 | 0 | 0 | 0 | 0 | 0 |
| 18.00 | PHARMACY | 0 | 0 | 0 | 0 | 0 | 0 | 0 | 0 | 0 | 0 |
| 19.00 | MEDICAL RECORDS & LIBRARY | 0 | 0 | 0 | 0 | 0 | 0 | 0 | 0 | 0 | 0 |
| 20.00 | LAB SERVICES-SALARY & FRINGE BENEFIT | 0 | 0 | 0 | 0 | 0 | 0 | 0 | 0 | 0 | 0 |
| 21.00 | LAB SERVICES-OTHER PRISM COSTS | 0 | 0 | 0 | 0 | 0 | 0 | 0 | 0 | 0 | 0 |

10



WORKPAPER FEATURES



CENTRALIZED COST CENTER MANAGEMENT

Available Cost Center Search

Active Cost Centers

| Cost Center | Cost | Cost Center Description | Stat Code | Stat Code | Stat Code |
|-------------|------|-------------------------|-----------|-----------|-----------|
| 0001 | 0001 | CAPITAL COSTS-BUILDING | 1 | 0001 | 0001 |
| 0002 | 0002 | CAPITAL COSTS-EQUIP | 2 | 0002 | 0002 |
| 0003 | 0003 | DEPRECIATION-PROPERTY | 3 | 0003 | 0003 |
| 0004 | 0004 | DEPRECIATION-EQUIP | 4 | 0004 | 0004 |
| 0005 | 0005 | DEPRECIATION-VEHICLE | 5 | 0005 | 0005 |
| 0006 | 0006 | DEPRECIATION-OTHER | 6 | 0006 | 0006 |
| 0007 | 0007 | DEPRECIATION-OTHER | 7 | 0007 | 0007 |
| 0008 | 0008 | DEPRECIATION-OTHER | 8 | 0008 | 0008 |
| 0009 | 0009 | DEPRECIATION-OTHER | 9 | 0009 | 0009 |
| 0010 | 0010 | DEPRECIATION-OTHER | 10 | 0010 | 0010 |
| 0011 | 0011 | DEPRECIATION-OTHER | 11 | 0011 | 0011 |
| 0012 | 0012 | DEPRECIATION-OTHER | 12 | 0012 | 0012 |
| 0013 | 0013 | DEPRECIATION-OTHER | 13 | 0013 | 0013 |
| 0014 | 0014 | DEPRECIATION-OTHER | 14 | 0014 | 0014 |
| 0015 | 0015 | DEPRECIATION-OTHER | 15 | 0015 | 0015 |
| 0016 | 0016 | DEPRECIATION-OTHER | 16 | 0016 | 0016 |
| 0017 | 0017 | DEPRECIATION-OTHER | 17 | 0017 | 0017 |
| 0018 | 0018 | DEPRECIATION-OTHER | 18 | 0018 | 0018 |
| 0019 | 0019 | DEPRECIATION-OTHER | 19 | 0019 | 0019 |
| 0020 | 0020 | DEPRECIATION-OTHER | 20 | 0020 | 0020 |

- Add / Delete / Edit Cost Centers – as per CMS rules
- Edit statistical allocations
- Changes affect all appropriate workpapers
- Changes will translate to the MCRX data when data is synced

11



WORKPAPER FEATURES



TRIAL BALANCE

Dashboard Workpapers Prior Year Cost Centers Trial Balance PSBR Review Generate PDF Finalize

BD...test Import G.00 Sortable TB (Don't Print) Import Data

Import Crosswalk Unassigned Grouping Report History

Save Assign

| Dept | Description | Group | Description | Sequence | Workpaper | Programs | Components | Other | Line | Col | Value | Basic | Note |
|----------------------------------|------------------|--------|----------------------------------|--------------|--|----------|--------------------|-------|------|-----|---------------|-------|------|
| 952100 | TMC HR ADMIN... | 600902 | Salaries and Wages | | A | | | | 4 | 1 | 1836 | | |
| 952100 | TMC HR ADMIN... | 600904 | Salaries and Wages | | A | | | | 4 | 1 | 26 | | |
| 952100 | TMC HR ADMIN... | 607300 | Salaries and Wages | | A | | | | 4 | 1 | 41101 | | |
| 952100 | TMC HR ADMIN... | 607600 | Salaries and Wages | | A | | | | 4 | 1 | 1246652 | | |
| 972000 | TMC EMPLOYEE... | 600400 | Salaries and Wages | | A | | | | 4 | 1 | 549 | | |
| 972000 | TMC EMPLOYEE... | 600700 | Salaries and Wages | | A | | | | 4 | 1 | 142181 | | |
| 972000 | TMC EMPLOYEE... | 600901 | Salaries and Wages | | A | | | | 4 | 1 | 4508 | | |
| 972000 | TMC EMPLOYEE... | 600902 | Salaries and Wages | | A | | | | 4 | 1 | 45 | | |
| 972000 | TMC EMPLOYEE... | 607300 | Salaries and Wages | | A | | | | 4 | 1 | 23256 | | |
| 972000 | TMC EMPLOYEE... | 607600 | Salaries and Wages | | A | | | | 4 | 1 | 112374 | | |
| 972100 | TMC EHS MEDIC... | 600400 | Salaries and Wages | | A | | | | 4 | 1 | 29137 | | |
| 972100 | TMC EHS MEDIC... | 600700 | Salaries and Wages | | A | | | | 4 | 1 | 1797 | | |
| 972100 | TMC EHS MEDIC... | 600901 | Salaries and Wages | | A | | | | 4 | 1 | 74307 | | |
| of Expenses | 400 | 100 | EMPLOYEE BENEFITS DEPARTMENT | 972300 | TMC DI PRIMARY CARE SALARIES - TECH | 600400 | Salaries and Wages | | | | 4714 | | |
| of Expenses | 400 | 100 | EMPLOYEE BENEFITS DEPARTMENT | 972300 | TMC DI PRIMARY CARE SALARIES - RN | 600700 | Salaries and Wages | | | | 3203 | | |
| of Expenses | 400 | 100 | EMPLOYEE BENEFITS DEPARTMENT | 972300 | TMC DI PRIMARY CARE SALARIES - PHYS EXTEND | 600901 | Salaries and Wages | | | | 1919 | | |
| of Expenses | 400 | 100 | EMPLOYEE BENEFITS DEPARTMENT | 972300 | TMC DI PRIMARY CARE OVERTIME COMPENSATION | 600902 | Salaries and Wages | | | | 104 | | |
| of Expenses | 400 | 100 | EMPLOYEE BENEFITS DEPARTMENT | 972300 | TMC DI PRIMARY CARE MID SAL - CLINICAL | 607300 | Salaries and Wages | | | | 33987 | | |
| Total Balance of Expenses | | | Total for Cost Center 400 | TOTAL | | | | | | | 344104 | | |

12



WORKPAPER FEATURES



PS&R

PS&R PLUS (by Health Financial Systems)

Provider: 140067 - SAINT FRANCIS MEDICAL CENTER | Fiscal Year: 10/01/2018 - 09/30/2019 | Report Type: PS&R - DR | Report Status: As Submitted | Last Modified: 12/03/2021 7:05 AM

Dashboard | Workpapers | Prior Year | Cost Centers | Total Balance | PS&R | Review | Generate PDF | Print

Select the components you wish to import, and then click the import button.

140067 - SAINT FRANCIS MEDICAL CENTER
147067 - SAINT FRANCIS REHABILITATION UNIT

Drag and drop import file here
OR
Browse Files

AC_140067_09302019_PSR.xlsx (10/1/2018)
AC_140067_09302019_PSR.xlsx (10/1/2018)

☐ Keep Assignments in existing report detail ☐ Download existing report detail

13



WORKPAPER FEATURES



FOCUS REVIEW FEATURES

| Medicare Cost Report Settlement Summary | HOSPITAL PART A | HOSPITAL PART B | SWING BED | SNF | IP PSYCH | IP REHAB | RHC | Total Medicare CR Settlement | GL Balance (Interim Estimates) | Variance |
|---|-----------------|-----------------|-----------|-------|----------|----------|-----|------------------------------|--------------------------------|-----------|
| Bad Debt | (1,960) | 278,595 | 85 | 100 | 300 | (320) | - | 276,800 | | 276,800 |
| DSH | 169,725 | - | - | - | - | (1,500) | - | 168,225 | | 168,225 |
| IME & GME | 133,298 | (405,073) | - | - | - | - | - | (271,775) | | (271,775) |
| Allied Health | 720,809 | - | - | - | - | - | - | - | 1/1/19- | |
| Organ Acquisition | (831,064) | - | - | - | - | - | - | - | 12/31/2019 | |
| Capital (Operating /DSH /IME) | (28,087) | - | - | - | - | - | - | - | | |
| Low Volume | - | - | - | - | - | - | - | - | | |
| Cost Based /Pass Thru Cost | 639,227 | 116,432 | 200 | 5,000 | - | - | - | - | | |
| Other Adjustments | 425 | (116) | (75) | - | - | - | - | - | | |
| Value Based Care /HRR /HAC | (0) | - | - | - | - | - | - | - | | |
| RHC Visits & Vaccines | - | - | - | - | - | - | - | - | | |
| Sequestration | (474,300) | (29,884) | (1) | 2 | 5 | - | - | - | | |
| COST REPORT SETTLEMENT | 328,073 | (40,046) | 209 | 5,102 | 305 | | | | | |
| GL Balance - Cost Report Reserve | - | - | - | - | - | - | - | - | | |
| Cost Report GL Impact | - | - | - | - | - | - | - | - | | |

Review dashboard highlighting:

•

Worksheet completion status

•

Significant settlement programs and impact

•

Areas of emphasis for focused review

•

Worksheet S-10

•

Medicare Bad Debts

•

Medicare utilization

•

CCRs fluctuations

•

And more!

•

Reconciliation test of settlement

•

Future feature of feeding data from HFS MCR inputs directly into the test of settlement

| Acute | Outpatient |
|---------------------------|------------|
| Routine Cost Per Day | 1,800 |
| Ancillary Cost Per Day | 2,000 |
| Total Acute Cost Per Day | 3,800 |
| | 101% |
| | 3,842 |
| Avg. Gross Reimb. Per Day | 3,850 |
| | (8) |
| Medicare Days | 1,800 |
| | (13,936) |
| Sequestration | (128,765) |
| | (142,701) |

| Swing-Bed | |
|---------------------------|-----------|
| Routine Cost Per Day | 1,700 |
| Ancillary Cost Per Day | 850 |
| Total Acute Cost Per Day | 2,550 |
| | 101% |
| | 2,576 |
| Avg. Gross Reimb. Per Day | 2,300 |
| | 276 |
| Medicare Days | 450 |
| | (179,075) |
| Medicare Bad Debts | - |
| Sequestration | (32,639) |
| | 146,436 |

| | |
|-----------------------|------------|
| Medicare Cost/Charges | 41.75% |
| Avg. Gross Reimb % | 39.76% |
| Medicare Charges | 1.99% |
| Sequestration | 30,500,000 |
| | 606,950 |
| | (147,110) |
| | 459,840 |

| Rural Health Clinic | |
|------------------------------------|-------------|
| Medicare Cost Per Visit | 281.50 |
| Medicare Visits | 13,500 |
| | 3,800,250 |
| Medicare Vaccine Costs | 68,000 |
| Medicare Bad Debt | - |
| Medicare Reimbursable Costs | 3,868,250 |
| Primary Payer Amount | (200) |
| Beneficiary Deductible | (250,000) |
| Medicare Coinsurance (20% of Cost) | (696,419) |
| | 2,921,631 |
| Interim Payments | (2,771,995) |
| Lump Sum Adjustments | - |
| Sequestration | (57,694) |
| | 91,942 |

| | |
|---|---------|
| Total Settlement - (Payable)/Receivable | 555,517 |
|---|---------|

- Review dashboard highlighting:
 - Worksheet completion status
 - Significant settlement programs and impact
 - Areas of emphasis for focused review
 - Worksheet S-10
 - Medicare Bad Debts
 - Medicare utilization
 - CCRs fluctuations
 - And more!
 - Reconciliation test of settlement
 - Future feature of feeding desktop HFS MCR inputs directly into the test of settlement

14

WORKPAPER FEATURES



GENERATE FINAL WORKPAPERS

Dashboard
Workpapers
Prior Year
Cost Centers
Trial Balance
PSAR
Review
Generate PDF
Finalize

Print Workbook

Select the sheets you wish to print below

None

☐ 30 5-B, FQHC I, Statistical Data
☐ 18 5-10, Hospice I, Hospice Identification
☐ 19 5-10, Uncompensated Care Data
☐ 1-A, Trial Balance of Expenses
☐ 2.01 A-6, Reclassifications
☐ 2.02 A-6 - Expense Reclassifications - Work Area
☐ 2.03 A-6, Reclassifications
☐ 2.04 A-6, Reclassifications
☐ 2.05 A-6, Reclassifications
☐ 3.01 A-7, Part I, Analysis of Capital
☐ 3.02 A-7, Part II, Analysis of Capital
☐ 3.03 A-7, Part III, Analysis of Capital
☐ 3.04 A-7 - Part III Incremental Adjustments to Part II, Columns 12-14
☐ 4.01 A-8, Adjustments to Expenses
☐ 4.02 A-8 - Expenses Adjustments - Work Area
☐ 4.03 A-8, Adjustments to Expenses
☐ 4.04 A-8, Adjustments to Expenses
☐ 5.01 A-8-1, Related Organizations
☐ 5.02 A-8-1 - Home Office Related Expenses - Work Area
☐ 5.03 A-8-1, Related Organizations

- Option to print to PDF and/or save as Excel files
- Option to print all or select MAC specific workpapers
- Finalize will lock workpaper and maintain documentation notes

15



WORKPAPER FEATURES



SYNC WITH HFS MCR

The screenshot shows the HPS Plus software interface. The 'Sync Workpapers' button is highlighted in the top menu bar. The main window displays a list of workpapers with columns for 'Enter', 'Other', 'Total', 'Reconciliation', 'Balance', and 'Net Expenses'. The 'Sync Workpapers' button is highlighted in the top menu bar.

16



INVESTMENT



PRICING & LICENSING

- \$3,500 to \$5,000 annual license fee per report
- Implementation support available
- Quantity discounts available
- Standard license (support like HFS and MCR)
- Option to add BKD time study tool
- Option to include BKD Trusted Advisor support for reimbursement and compliance guidance



17



FEEDBACK



COMMENTS? INTERESTED?





18